


Minnesota MG Group Gazette

The Official Monthly Newsletter of the Minnesota MG Group

October 1998



BRITISH CAR FALL COLOR RUN

Sponsored by "The Minnesota MG T Register"

Dave Stovall

Was kinda cold... kinda damp.. and ABSOLUTELY WONDERFUL.. to this timid reporter..(yeah right Dave)

The day started out sorta cloudy and drizzly at times but that couldn't dampen my appreciation for the 35 other cars that showed up from ALL of our sister clubs... THANK YOU!

It was GREAT to see such a grand diverse group...from A's to XKE's, and just about everything in between. I think we had over three decades represented of British motor cars.

Because of a prior committment, The Minnesota Triumphs could not attend en masse but were represented by Dan & Jeanette Shidla.

The drive down was pleasant.. maybe not the weather but the trees were starting to change and it was cool and crisp...mmmm Fall in Minnesota..

Had a great lunch, heard some great news, and drove home..Great News you ask? Hmmmm... maybe later..we hafta vote first...and speaking of voting see the next column..IT'S IMPORTANT!

MMGG
ANNUAL
MEETING
SATURDAY
NOV. 7TH
11:30AM
AL BAKER'S
IN EAGAN OFF
35E AND PILOT
KNOB RD.
(651)-454-9000



*Member Chip
condition for*

MINNESOTA MG GROUP OFFICERS

President	Randy Byboth	776-2455
V. President	Doug Madson	320-251-0317
Treasury	Dan & Jeanette Shidla	831-0291
Secretary	Cindy O'Brien	936-9335
N.L. Editor	Dave Stovall	894-4203
N.L. Publisher	Larry Henle	507-532-6425
Photographer	Sam Mearns	933-8549
Regalia Sales	Jim Lymburn	780-9241
Tool Control	- Roger Karnopp	454-1379
Club Liaison	- Phil Vanner	789-4614

MEMBER APPLICATION & RENEWAL
 Membership dues are \$20 per member/family per year. Includes 1 year subscription to the MMGG Gazette.

Send \$20 check payable to:
 Dan Shidla - MMGG
 10305 Morris Road
 Bloomington, MN 55437
 (612) 831-0291

Newsletter Submissions and ads
 Please contact Dave Stovall
 155 Birnamwood Drive
 Burnsville MN 55337
 Phone (612) 894-4203 Fax (612) 645-6668

Unless otherwise noted, opinions expressed in the MMGG Gazette are those of the authors and do not reflect official policies or opinions of the Minnesota MG Group.



1998 MMGG Events

November 7th, Saturday
 MMGG Annual Meeting
 hosted by Randy O'Brien &
 Cindy Byboth or vice-versa...

January 16th, Saturday
 MMGG Holiday Party
 Hosted by Al & Sharon Kelsey



All MMGG Marketplace ads are free to MMGG members, nor member ads are \$5 All MMGG Marketplace ads will run for three issues unless notified otherwise.

FOR SALE - Wire wheels and tires for MGB. Less than 2000 miles on set of new wire wheels and Michelin tires. Rebuilt radiator for 68-75 MGB. MGB aluminum valve cover with nuts. MGB 4 synchro transmission. MGB air cleaners, complete. Mike Hirschman 391-5769.aso

FOR SALE - 1973 MGB/GT 4 speed with OD. must sell \$3000. This car has been professionally repainted to original Harvest Gold. new steel inner and outer rockers, new brake cylinders and pads, new master cyl., new tires, new hoses, etc. The engine has stellite valves and a reground cam, and new water pump. Call Michael at 651-645-1040 (St. Paul, MN) If interested will send photo by e mail. My E mail address is TxOlesen@aol.com



Minnesota MG Group Membership Application

NAME		SPOUSE	
HOME PHONE		WORK PHONE	
ADDRESS			
CITY		STATE	ZIP

Please tell us a little about yourself and your car(s):

Make check payable to MMGG and send to :

New Membership \$25.00
Annual renewal is just \$20.00

Dan Shidla - MMGG
10305 Morris Rd.
Bloomington, MN 55437

MMGG Brings Home "The Wood"





According to my sources... And they are very accurate... The Minnesota MG Group has once again taken home the award for the largest turn out by a car club at this years Classic Motorbooks Wheels and Wings celebration. Thank you to all who attended and helped the MMGG win the award.

Hosts Curt and Bev Robinson did a wonderful job with the route and the contest on the way and the weather couldn't have been more perfect. A great time was had by all who attended I'm sure, and hopefully you found some deals on some books as well.

If you weren't at Wheels & Wings...

Then you didn't hear that the MMGG proposal to host 2001 has been accepted by the North American MG Council. A letter of intent was drafted after reading the acceptance letter from the council to the members in attendance at Classic Motorbooks.





Part of the excitement of owning a British car is meeting new people...and the fall color tour was a perfect example of this. A chilly, good time was had by all attending. Please note photo in lower right side. here's a tip for Dan Shidla. " you should tell your wife, Jeanette, that you would be driving your Triumph TR6 so she would know how to dress for it!!! Just kidding, your MG stuff looks great!!!





Above: Over 40 Brit cars showed up on a chilly day

TECH TIP CORRECT DRIVING POSITION

Proper seating is an essential component of everyday driving, since positioning and comfort behind the wheel are critical to maximizing driving skills and safety. Your driver's seat should be positioned so knees are slightly bent when feet are on the pedals. Seat back should be adjusted so that, with your arms extended, your wrists rest on top of the steering wheel. Position hands on the wheel at 9 o'clock and 3 o'clock. With the seat properly positioned adjust the mirrors for maximum peripheral vision. Seat belts are important for safety, as well as maintaining correct position and control behind the steering wheel.

TECH TIP


Caution: Do not touch a quartz halogen bulb with your bare hands. Any oil on your skin can cause premature failure. We recommend installing these bulbs using clean paper, cloth or gloves.

TECH TIP

Magnetic drain plugs are designed to pick up floating metallic particles to prevent them from circulating through the engine. These metallic particles could potentially become a source of accelerated wear in the engine.

Changing a spin-on oil filter can be a messy job. Start by taking a spray bottle of soapy water and spray the entire area of the car around the oil filter. Next, loosen the oil filter slightly and cover the oil filter with a plastic bag. This will catch most of the old oil and prevent it from dripping. If any oil does drip it will just glide over the soapy water and into the drain pan.

Below: A well know landmark, the Carver water tower



Below: Lined up and ready for the Fall Color Tour



TECH TIP

FIVE STEPS TO A BRILLIANT FINISH

1. Wash - Wash your car by hand to gently remove loose contaminants. Use tools and soaps formulated for a car's finish so not to strip wax or scratch paint. Wash in a shaded area and use a chamois to avoid harmful water spots.

2. Cleanse - Washing alone cannot remove blemishes, oxidation, and embedded contaminants like acid rain, bird droppings, bugs, etc. Use a specialty cleanser to achieve a uniform finish to apply wax to.

3. Wax - Waxing protects your finish and adds a deep glassy shine.

4. Detail - There is more to preserving your investment than protecting the finish. Wheels, vinyl, leather, rubber, glass and plastics need to be cleaned and nourished.

5. Maintain - It is important to establish a car care regime that's right for you and where you live. We recommend washing twice a month and applying Detailing Spray between waxings to extend the life of wax. As a simple rule of thumb, cleanse twice a year. Make sure you detail and wax once a month.

TECH TIP

THRESHOLD BRAKING

A rolling tire is 25 to 30 percent more efficient during braking than a sliding tire.

Threshold braking is when you brake to a point just shy of locking up the wheels.

To reach the threshold, depress the pedal to the hard spot, the point where the front tires will begin to lock. Staying at the threshold is the key to slowing your car the quickest, while maintaining complete control.

TECH TIP

When encountering electrical problems, the first place to look is at the battery and its connections. If the battery fluid is low, the battery voltages can fluctuate. Also, if the connections are corroded, no matter how strong the battery is, the electricity may not conduct properly. Make sure the ground wire has been cleaned and secured at both ends.

TECH TIP

When installing spark plugs in aluminum heads, be sure to coat the threads with an anti-seize compound to minimize the risk of a plug becoming frozen to the threads in the head. Should this happen there is a greater chance of stripping the threads which could cause a costly and time consuming repair.




Below: Dan's pesky TR top



Minnesota MG Group October 1998

Minnesota MG Group
Dan & Jeanette Shidla
305 Morris Road
Bloomington MN 55437




FIRST CLASS MAIL

Cindy O'Brien Randy Byboth
4781 Spring Cir Pd98
Minnetonka MN 55345

MCA MGB MGC Midget

Minnesota MG Group



MMGG
ANNUAL MEETING
NOV. 7, 11:30 AM
AT BAKERS, EAGAN